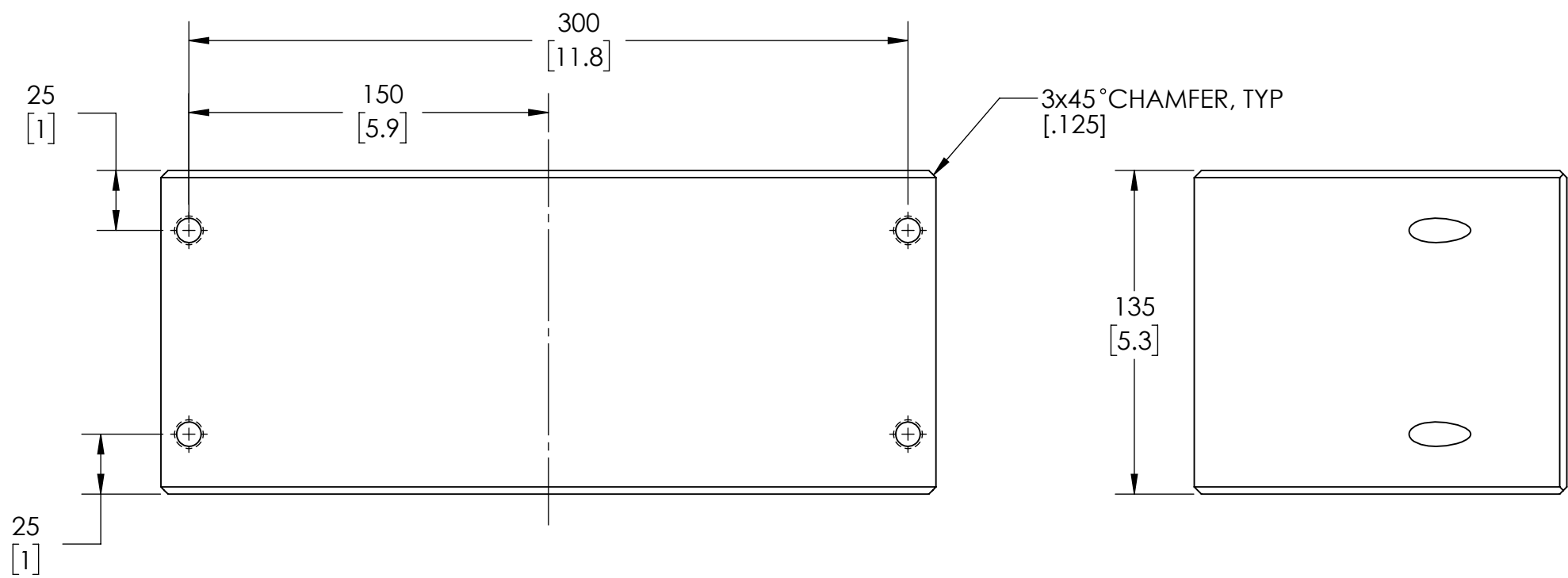
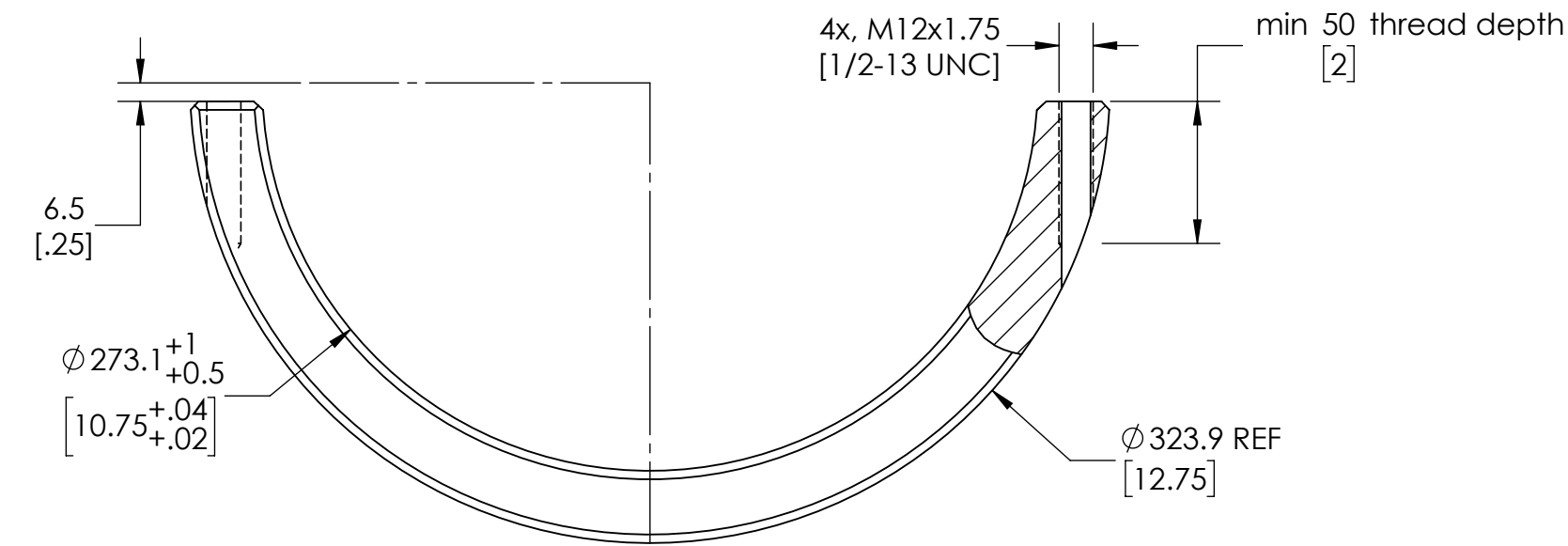
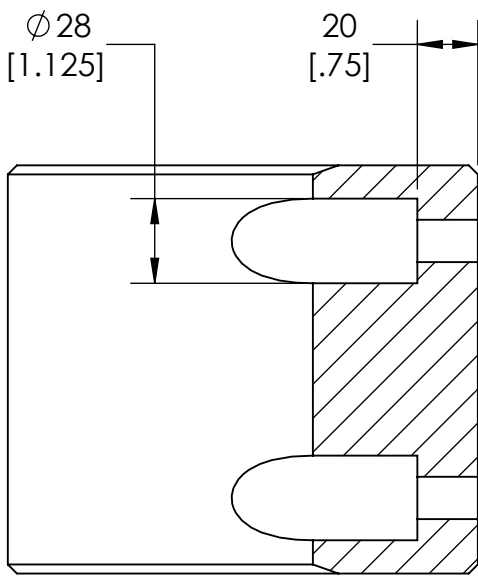
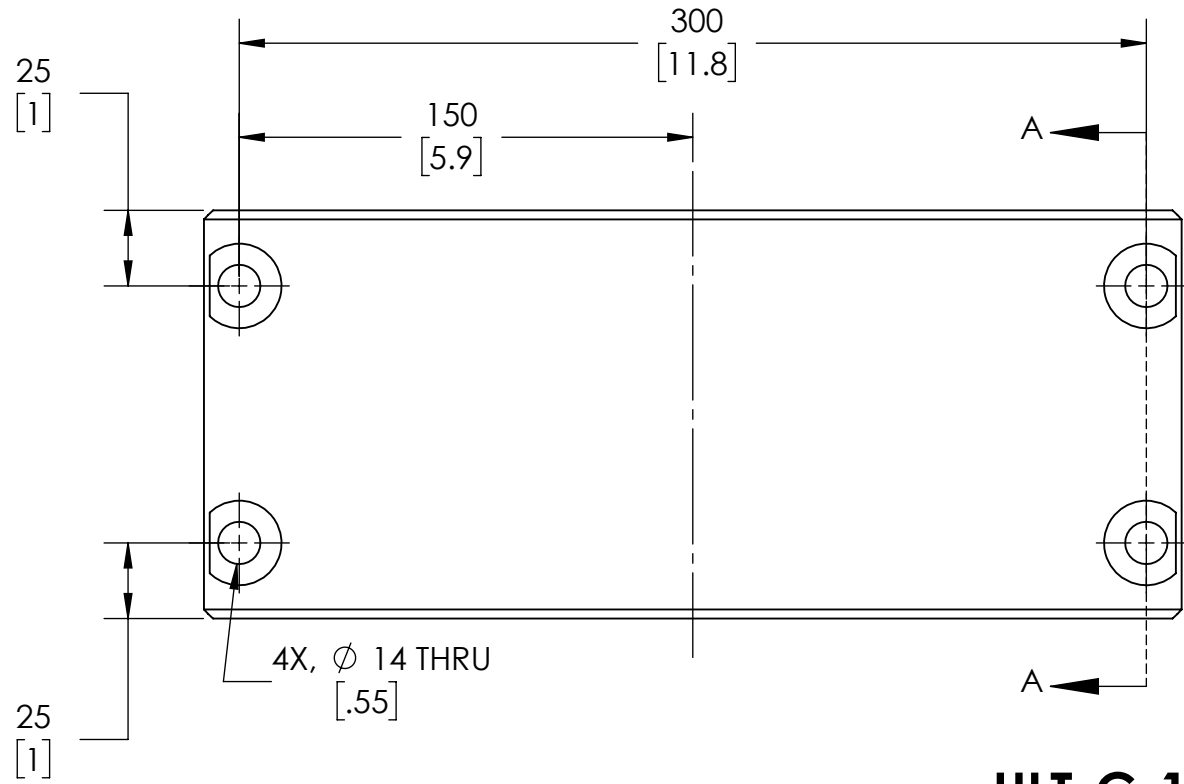


ITEM NO.	QTY.	PART NUMBER	DESCRIPTION
1	1	ULT-C-10-01	DYNAMIC ISOLATOR, END RING, FOR 10" PIPE, STEEL
2	1	ULT-C-10-02	DYNAMIC ISOLATOR, END RING, FOR 10" PIPE, STEEL
3	4	91290A632 [90128A722]	M12x1.75 x 65 LG SHCS [1/2-13 x 2.5 LG SHCS]
4	1	Pipe_REF	REF-INSTALL ON 10" PIPE

REVISIONS			
REV.	DESCRIPTION	DATE	APPROVED
01	INITIAL RELEASE	10-05-18	
02	Added metric bolt option, increased countersink diameter, bolt holes removed from process pipe.	July 11, 2020	



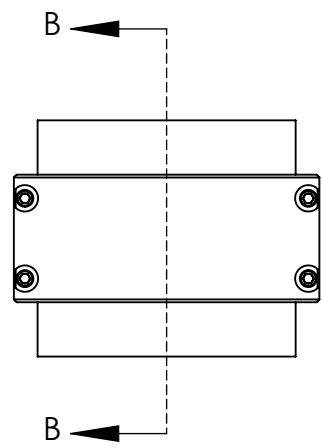
ULT-C-10-01



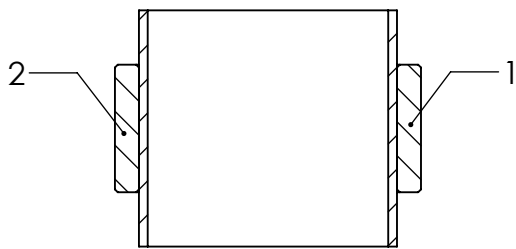
SECTION A-A

ULT-C-10-02

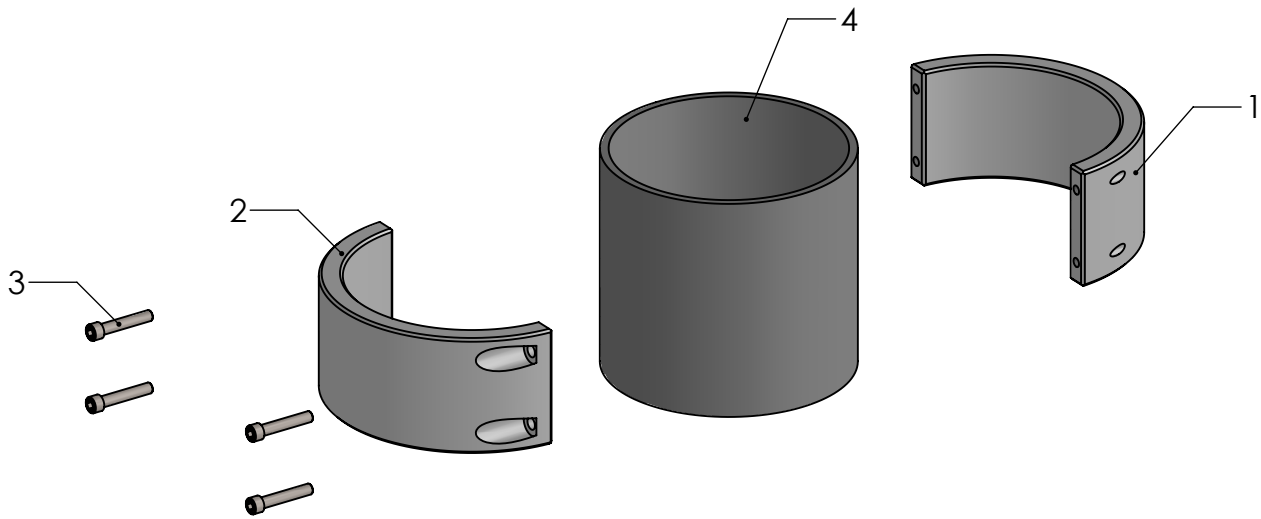
DIMENSIONALLY THE SAME AS -01
EXCEPT HOLES ARE DIFFERENT AS NOTED



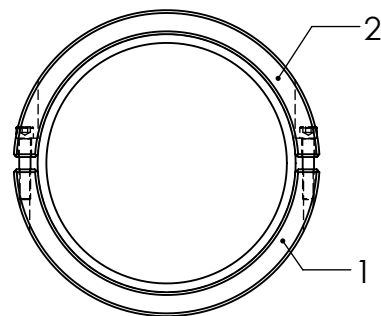
SCALE 1 : 8



**SECTION B-B
SCALE 1 : 8**



SCALE 1 : 8



SCALE 1 : 8

NOTES:

- MATERIAL: MAKE FROM 12 SCH. 120 STEEL PIPE.
- DEBURR SHARP EDGES.
- WEIGHT FOR REFERENCES:
ULT-C-10-01=11.98KG[26.41LBS]
ULT-C-10-02=11.41KG[25.16LBS]
(ULT-C-10-01)+(ULT-C-10-02)=23.39KG[51.57LBS]

PROPRIETARY AND CONFIDENTIAL
THE INFORMATION CONTAINED IN THIS
DRAWING IS THE SOLE PROPERTY OF
ULTIMO. ANY
REPRODUCTION IN PART OR AS A WHOLE
WITHOUT THE WRITTEN PERMISSION OF
ULTIMO IS
PROHIBITED.

		UNLESS OTHERWISE SPECIFIED:		NAME	DATE	ULTIMO		
		DIMENSIONS ARE IN MM [INCHES]	DRAWN	SK	10/05/18			
		TOLERANCES:	CHECKED					TITLE: DYNAMIC ISOLATOR FOR 10" PIPE
		FRACTIONAL: ±1/32	ENG APPR.					
		ANGULAR: MACH ±30° BEND ±	MFG APPR.					
		TWO PLACE DECIMAL ±0.25						
		THREE PLACE DECIMAL ±0.125						
		INTERPRET GEOMETRIC TOLERANCING PER:	Q.A.					
		MATERIAL	COMMENTS:			SIZE	DWG. NO.	REV
		SEE NOTES				C	DI 10in Assembly Drawing	02
		FINISH						